

30 W motors with built-in electronic control SNI10 801400 - Cable Part number 80140019



Ideal for small variable-speed automated systems

- Flexible : 4-quadrant variable speed control
- Complete : brake, encoder and class B EMC-compliant
- Discreet : compact and quiet
- Open : compatible with our logic controller PLCs
- High performance : excellent efficiency and long service life
- Safety measures on locking : torque limitation and automatic stop after 1 second

Part numbers

	Type	Speed control	References
80140019	801400 - Cable	0-10 V and PWM	With holding brake 0.5 Nm

Specifications

Supply voltage (V)	24 (18 →28)
--------------------	-------------

No-load characteristics

Speed of rotation (rpm)	3100
Absorbed current (A)	0,2

Nominal characteristics

Speed (rpm)	2200
Torque (mNm)	140
Absorbed current (A)	1,9

Maximum characteristics

Start torque (mNm)	220
Starting current (A)	3,0

General characteristics

Speed regulation	4
Conformity to EMC Directive in accordance with (EN 55022)	B
Insulation class (conforming to IEC 85)	B (120 °C)
Casing temperature rise at 40 °C ambient max. (°C)	15
Thermal time constant (mn)	15
Inertia (g.cm ²)	50
Weight (g)	800
Acoustic pressure at 50 cm (dBA)	40
Service life L10 (h)	20000
Connection via connector on the cable	Yes
Connection via connector built into the motor	-
Supplied with connection accessory (bundle of wires)	-
Protection index	IP54

0-10 V speed input characteristics

Input impedance (kΩ)	10
Full scale speed (rpm)	3100

PWM speed input characteristics

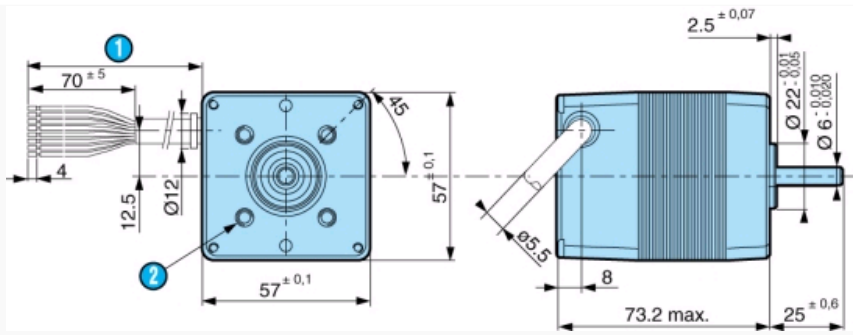
Input impedance (kΩ)	10
Level 0 input voltage (VDC)	< 1,7
Level 1 input voltage (V)	> 3
Frequency range (Hz)	150 →5000
Full scale speed (rpm)	3100

Relay output characteristics

Type of output	NPN
Max. current (mA)	50

Dimensions (mm)

Version IP54 - 801400

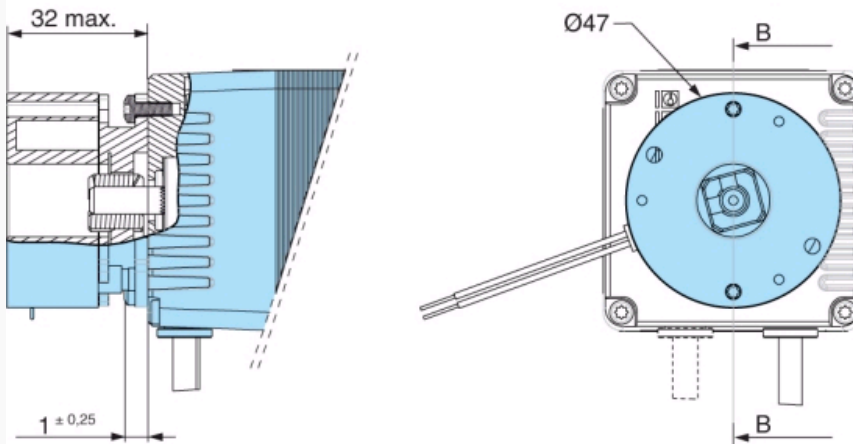


N°	Legend
1	Cable length : 400 ± 10 mm
2	4 holes M5 x 0.86 H at 90° over Ø 40 depth of thread 4.5 min.

Dimensions (mm)

Holding brake : 80140019

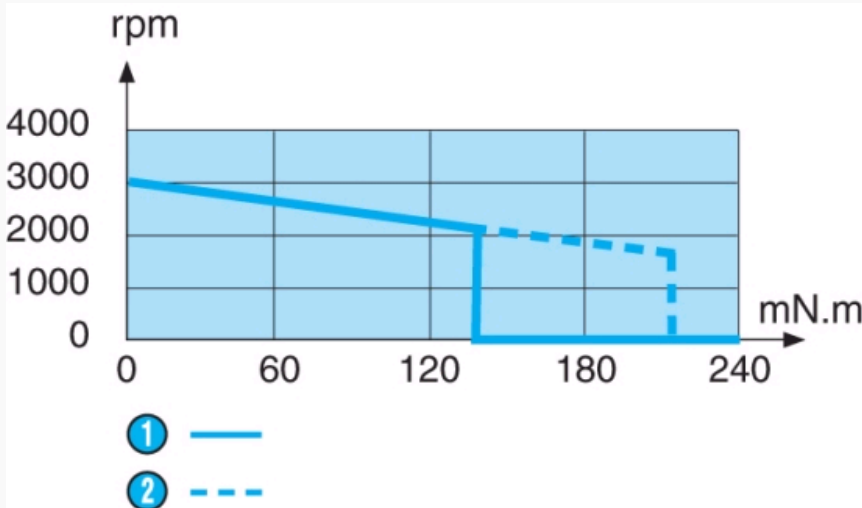
B-B



Holding brake : At power switch off - 0.5 Nm - 7 W - 24 V ± 10% Weight : 250 g - AWG26 leads - 400 mm

Curves

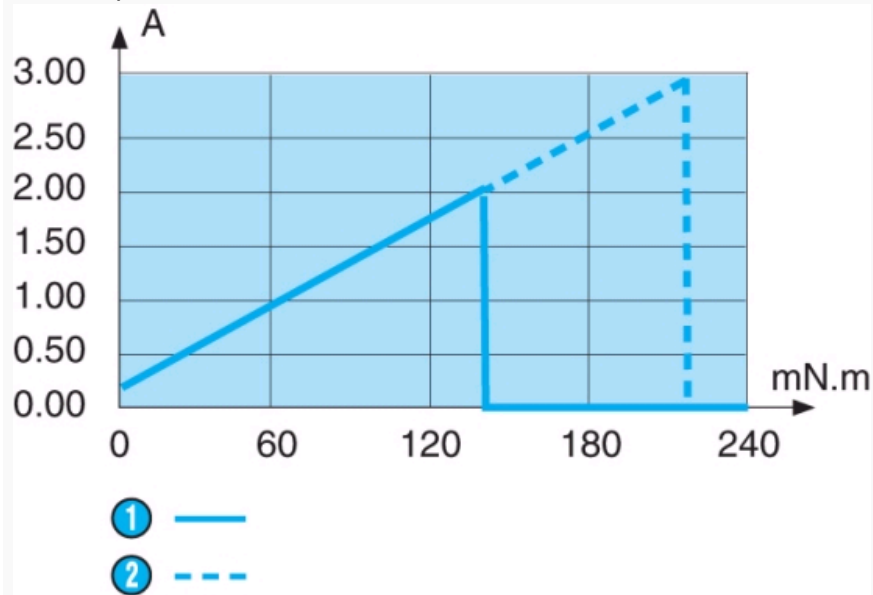
Speed/torque



N°	Legend
1	Continuous operation
2	Cyclic operation

Curves

Current/torque



N°	Legend
①	Continuous operation
②	Cyclic operation

Connections

Marking on motor	Function	Wire colour	
1 *a	Power ground supply	Black	1 power cable AWG24 8 conductors UL2464
2 *a	24 V power supply	Red	
3	Signal ground	Blue	
4	On/off input	Green	
5	Direction input	Yellow	
6	PWM speed setpoint	Orange	
7	0-10 V speed setpoint	Brown	
8 *b	12 points/rev encoder output	Purple	

Precautions for use

Necessary precautions to avoid damaging the motor

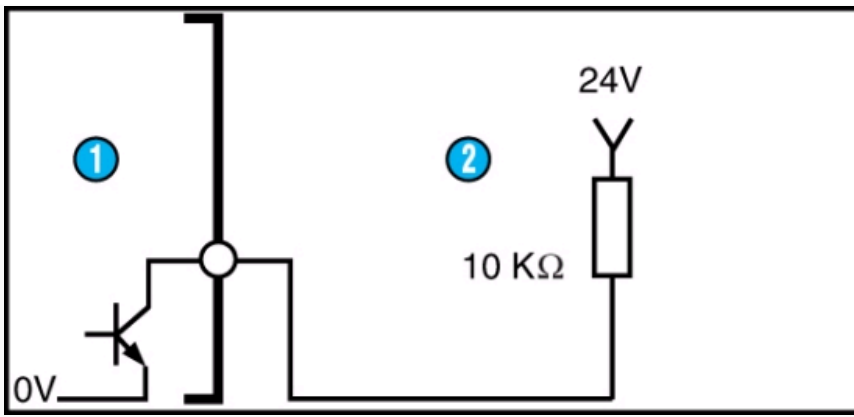
*a) Do not reverse the polarity

*b) Do not short-circuit the encoder output (NPN) at the power supply

Do not use the motor as a generator

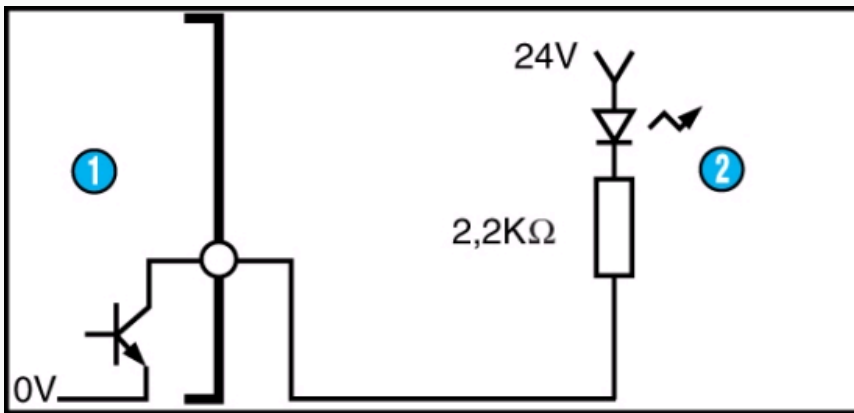
Applications

Wiring examples for encoder output



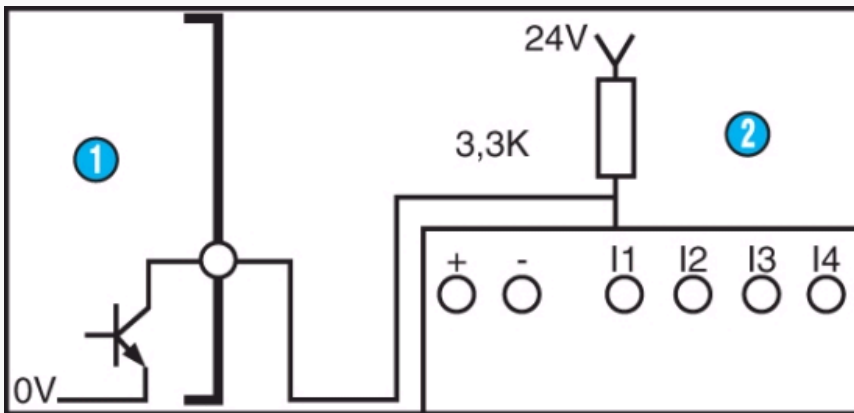
N°	Legend
1	Motor
2	Resistive load

Applications



N°	Legend
1	Motor
2	LED load

Applications



N°	Legend
1	Motor
2	Millenium logic controller

Product adaptations

- 4- or 2-quadrant speed regulation, open or closed loop
- With built-in electronic card TNI20
- No lead output but connector in motor
- Dimensions of motor shaft (\varnothing 2 to 8, lengths, pinion sized to shaft, etc.)
- Cable length, with or without connector