

15° 5 Watts 2 phases Part number 82910501



- 24 steps/revolution (15°)
- Absorbed power : 5 W
- 2 or 4 phase versions available

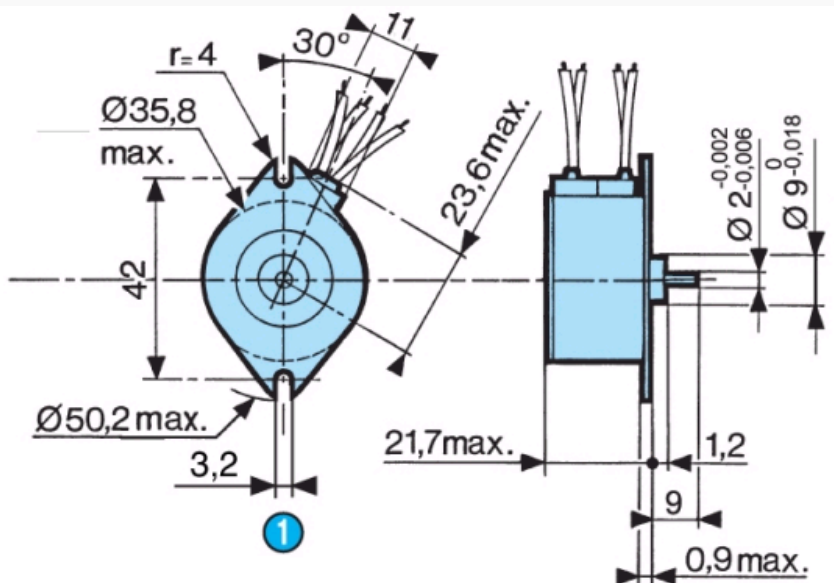
Part numbers

	Type	Type	Number of phases
82910501	2 phases	82 910 5	2

Specifications

Electronic controller used	Bipolar
Resistance per phase (Ω)	12,9
Inductance per phase (mH)	17,3
Current per phase (A)	0,44
Holding torque (mNm)	20
Voltage at motor terminals (V)	5,6
Absorbed power (W)	5
Step angle ($^\circ$)	15
Positioning accuracy (%)	5
Rotor inertia (gcm^2)	4,9
Max. detent torque (mNm)	3
Max. coil temperature ($^\circ\text{C}$)	120
Storage temperature ($^\circ\text{C}$)	-40 \rightarrow +80
Thermal resistance of coil - ambient air ($^\circ\text{C/W}$)	14
Insulation resistance (at 500 Vcc) (M Ω) following NFC 51200 standard	$> 10^3$
Bearings	Sintered bronze
Insulation voltage (50 Hz, 1 minute) (V) following NFC 51200 standard	> 600
Wires length (mm)	250
Weight (g)	90
Protection rating	IP40

Dimensions (mm)



N°	Legend
----	--------

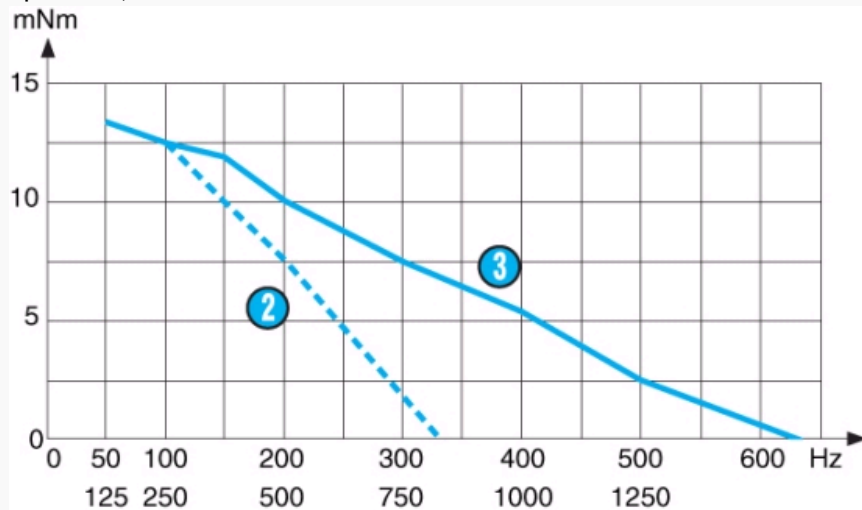
①

2 fixing holes $\varnothing 3,2^{+0,1}$

Curves

Nominal value dynamic curves

2 phases - 12,9 Ω



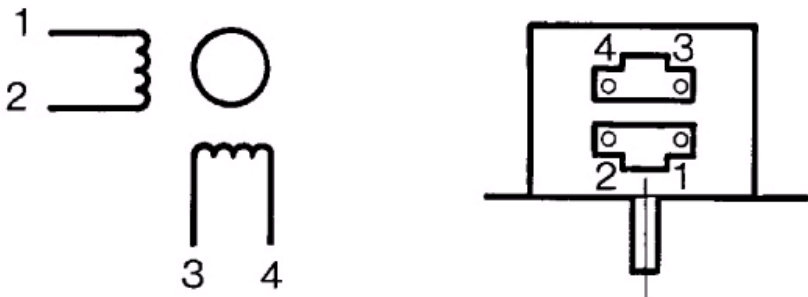
Measurement conditions : L 297298 SGS constant voltage supply board, 5.6 V at motor terminals, 2 phases energised, full steps, inertia of measuring system 4.53 g.cm²

N°	Legend
①	RPM
②	Stopping-starting
③	Max. operating curves

Connections

2 phases

	1	2	3	4
① 1	-	+	-	+
2	-	+	+	-
3	+	-	+	-
4	+	-	-	+
5	-	+	-	+



Energisation sequence for clockwise rotation (viewed from shaft end)

N°	Legend
①	Step

Product adaptations



- Special output shafts
- Special supply voltages
- Special cable lengths
- Special connectors