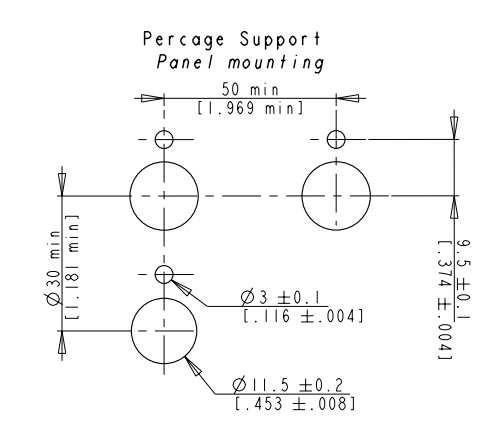


ECHELLE 1/1

Couple de serrage/Tightening torque :

Ecrou canon/Threaded Barrel : 5,0 N.m max
Recommande/Recommended : 4,0 +0,25 N.m

Vis de connection/terminal screw : 2,0 N.m max
Recommande/Recommended : 1,6 +0,1 N.m



C	Suppression du "C" dans désignation de la norme	Modified by	M_VERDIER	22/01/2019
	Suppression des tirets dans les références produits	Verified by	D_MEUX	22/01/2019
	Suppression du 25A et 30A hors norme / Ajout n° DDM : DDM-19/01-00744	Authorized by	F_SALA	22/01/2019

Toler. gene. lin ± 0.3 mm	This document is the property of Crouzet-Automatismes. It's contents cannot be reproduced or divulged without the company's written approval. The product data and specifications found on this document do not constitute any contractual obligation. Crouzet-Automatismes and its subsidiaries reserve the right to modify the specifications. All rights of reproduction, modification, reprinting, and translation reserved for all countries.	
Toler. gene. Ang ± 3 degrees		
CROUZET	General Raw surface	Ra ✓


2. rue du Dr ABEL BP 59. 26902. Valence CEDEX 9 France	Customer:	Customer Ref.:	PFT001:<C>;<M>
Request: DDM-19/01-00744	Designation/FR: DISJONCTEUR THERMIQUE TRIPOLAIRE PUSH PULL MS14154	Designation/GB: THREE POLE THERMAL CIRCUIT BREAKER PUSH PULL MS14154	
NATO code: FA0X2	Designed by F_VILLE 09/10/2017	Verified by D_MEUX 09/10/2017	Authorized by
DATA SHEET			Index
FT844140_001FR			Format
			Folio
			C A3 1/2

Caracteristiques suivant / Features according to : ASI4154 and MSI4154

- Masse / Weight : 60g max
- Tension d'utilisation / Operating voltage : 115VAC 360-900Hz
- Temperature d'utilisation / Operational temperature limits : - 55 °C - +71 °C
- Endurance electromecanique / Electromechanical endurance : 5000cycles a vide + 2500cycles en charge (resistif-inductif cosfi 0.7)
5000cycles without a load+2500cycles loaded (resistive-inductive power factor 0.7)
- Vibration sinus / Sinusoidale vibration : 10 g-PK condition A suivant MIL STD-202 methode 204D
10 g-PK condition A according to MIL STD-202 method 204D
- Vibration aléatoire / Random vibration : 9.26 Grms condition C suivant MIL STD-202 methode 214A
9.26 Grms condition C according to MIL STD-202 method 214A
- Choc mecanique / Mechanical shock : 50 g 11msec 3 demi-sinusoidale 6 directions
50 g 11msec 3 half-sine 6 directions
- Corrosion : 48 heures brouillard salin
Salt spray 48 hours
- Pouvoir de coupure / Breaking capacity : 2000A RMS @ 115V-400Hz AC *voir note 1
6000A @ 28VDC *see note 1

- Chute de tension / Voltage drop

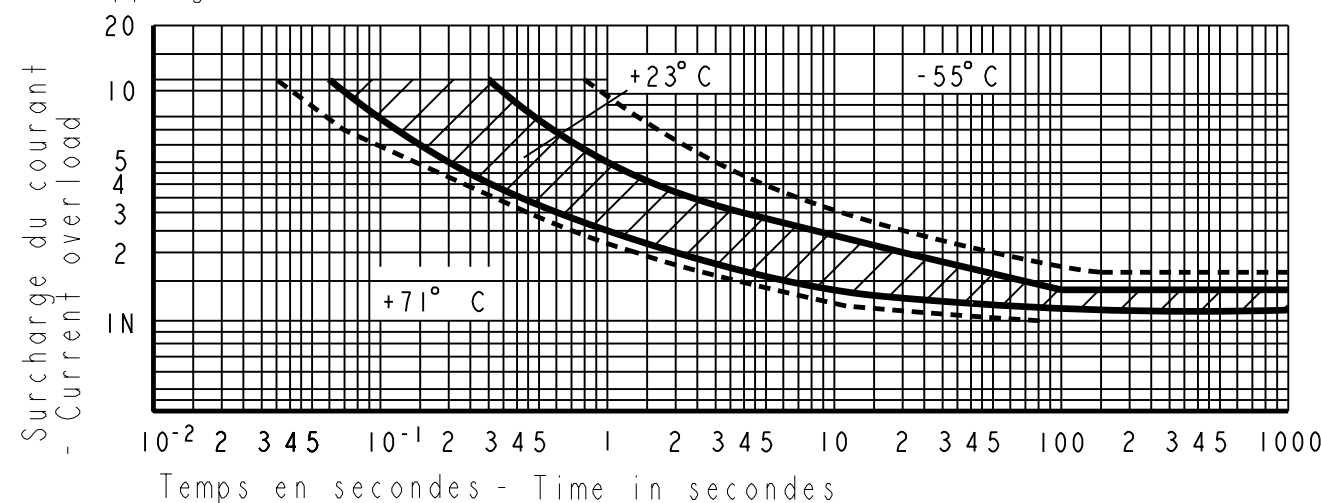
Calibre / Rating	Volts
1A	1.10V max
2A	0.5V max
2 1/2A	0.6V max
3A	0.35V max
5A	0.25V max
7 1/2A	0.20V max
10A	0.20V max
15A	0.15V max
20A	0.15V max



- Seuils et temps de declenchement :
Thresholds and tripping time

Calibre / rating	Temperature	Seuils declenchement non declenchement %In / Trip and no trip thresholds %In		Temps de declenchement en seconde / Tripping times in seconde		
		Declenchement / Trip	Non declenchement / Non trip	200 %In	500 %In	1000 %In
1A => 20A	- 55°C	165	110	35 max	2 max	0.4 max
1A => 20A	23 °C	145	110	4 to 16	0.4 to 3	0.045 to 0.7
1A => 20A	71 °C	145	100	3 min	0.33 min	0.08 min

-Tripping curve



- Reference Produit / Product reference

Calibre / Rating	Reference produit / Product reference
1A	84414001
2A	84414002
2.5A	84414012
3A	84414003
5A	84414005
7.5A	84414007
10A	84414010
15A	84414015
20A	84414020

Marquage produit / Marking product :

- Reference -----> 84414003-3A
- Norme / Standard -----> MSI4154-3
- Amendement / Amendment -----> MSI4154-3V
- Amendement / Amendment -----> AMDt:A
- Date -----> YY-WW
- YY : Annee / Year (2 digits)
- WW : Semaine / Week (2 digits)

Documents associes / Associated documents	
Plan de marquage / Marking drawing	MA844140001FR
Plan d'ensemble / Assembly drawing	79254070

C	Suppression du "C" dans désignation de la norme / Suppression des tirets dans les références produits / Suppression du 25A et 30A hors norme / Ajout n° DDM : DDM-19/01-00744	Modified by	M_VERDIER	22/01/2019
		Verified by	D_MEUX	22/01/2019
		Authorized by	F_SALA	22/01/2019
Toler. gene. Lin ± 0.3 mm		This document is the property of Crouzet-Automatismes. It's contents cannot be reproduced or divulged without the company's written approval. The product data and specifications found on this document do not constitute any contractual obligation. Crouzet-Automatismes and its subsidiaries reserve the right to modify the specifications. All rights of reproduction, modification, reprinting, and translation reserved for all countries.		
Toler. gene. Ang ± 3 degrees				
CROUZET	General Raw surface Ra ✓	Scale 1/1		
2, rue du Dr ABEL BP 59, 26902, Valence CEDEX 9 France	Customer:	Customer Ref.:		
	Designation/FR: DISJONCTEUR THERMIQUE TRIPOLAIRE PUSH PULL MSI4154	PFT001:<C>;<M>		
	Designation/GB: THREE POLE THERMAL CIRCUIT BREAKER PUSH PULL MSI4154	Department CT		
Request: DDM-19/01-00744	Designed by F_VILLE 09/10/2017	DATA SHEET		
	Verified by D_MEUX 09/10/2017			
NATO code: FA0X2	Authorized by	FT844140_001FR		
		Index	Format	Folio
		C	A3	2/2