

PUSHBUTTONS - SUB-SUBMINIATURE

832295


- › High precision snap-action mechanism with wiping contacts
- › Single-pole changeover SPDT with momentary action
- › Very compact size: Ø 8 mm body and bushing
- › Use from 1 mA 4 Vdc to 5 A 250 Vac
- › Operating temperature -55 °C up to +140 °C
- › Very long life



Main specifications

		Action	Momentary
Function	Connections		
I (changeover)	W2 (solder)		83229501
Electrical characteristics			
Rating nominal / 250 V AC (A)			5*
Rating thermal / 250 V AC (A)			10
Mechanical characteristics			
Maximum operating force (N)			1.7
Min. Release force (N)			0.4
Maximum total travel force (N)			7
Pretravel (mm)			0.3
Total travel (mm)			1.8
Ambient operating temperature (°C)			-55 → +100
Mechanical life (operations)			2 x 10 ⁶
Weight (g)			5.4

Additional specifications

- Button: black anodized duralumin
- Barrel, knurled bezel, nut: nickel-plated brass
- Contacts: gold-plated silver
- Terminals: gold-plated brass
- Degree of protection: IP40 (button side)
- Protection against electric shock Class I (see also «installation recommendations»)
- Rated insulation voltage Ui: 250 V
- Impulse withstand voltage Uimp: 2.5 kV
- Pollution degree: 3
- Certification marks:  us on request / **ERC**

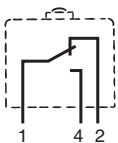
Product adaptations



- › High operating temperature: +140 °C
- › Button with rounded end
- › cURus approved version

Principles

Single break snap-action switch
Changeover - SPDT (form C)



Standard product

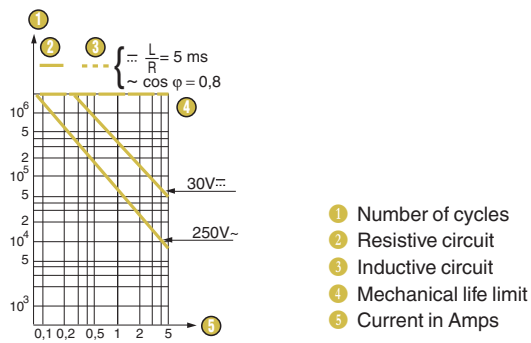
Product made to order



Contact us

Curves

Operating curve for type 832295

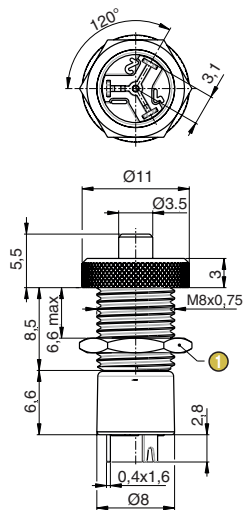


* These products are designed to operate equally well on low-current (1 mA 4 V minimum recommended) or medium-current circuits (5 A maximum) circuits. However, a given product should only be used to switch one type of circuit during its working life.

Dimensions

Product

832295



1 nut: 10 across flats, max tightening torque 1 N.m

Installation recommendations

See "Basic technical concepts"

For use above 200 V, with pollution degree 3 on back panel side: to ensure protection against electric shock, barrel shall be earthed.

How to order

Use the 8 digit part numbers when they are defined

Other cases, precise: Type of microswitch - Function - Connection - UL approval* - Adaptation*

* if needed

Example: 832295 I W2 UL

Warning:

The product information contained in this catalogue is given purely as information and does not constitute a representation, warranty or any form of contractual commitment. Crouzet Automatismes SAS and its subsidiaries reserve the right to modify their products without notice. It is imperative that we should be consulted over any particular use or application of our products and it is the responsibility of the buyer to establish, particularly through all the appropriate tests, that the product is suitable for the use or application. Under no circumstances will our warranty apply, nor shall we be held responsible for any application (such as any modification, addition, deletion, use in conjunction with other electrical or electronic components, circuits or assemblies, or any other unsuitable material or substance) which has not been expressly agreed by us prior to the sale of our products.