

MINIATURE MICROSWITCHES - POSITIVE BREAK

832607

- › Coil spring snap-action mechanism with wiping contacts
- › Positive opening action according to IEC 60947-5-1 Annex K
- › 6 A 250 V~ max rating
- › Operating temperature -40 °C to +125 °C
- › Very long life
- › Extended range of terminals - Stainless steel actuators
- › cURus and CCC approved



Main specifications

			Positive break 832607
Function	Connections	Actuators	
I (changeover)	W2 (solder)	No	83260702
I (changeover)	W3 (QC 6.3x0.8)	No	83260704
I (changeover)	W6 (QC 4.8x0.5)	No	83260706
I (changeover)	W5 (screw + clamp)	No	●●
I (changeover)	X1 (PCB, straight)	No	83260765
I (changeover)	X2 (PCB, rear)	No	83260768
I (changeover)	X3 (PCB, front)	No	83260708
R (normally closed)	W2 (solder)	No	83260701
R (normally closed)	W3 (QC 6.3x0.8)	No	83260703
R (normally closed)	W6 (QC 4.8x0.5)	No	83260705
R (normally closed)	W5 (screw + clamp)	No	●
R (normally closed)	X2 (PCB, rear)	No	83260732
R (normally closed)	X3 (PCB, front)	No	83260707
Configurations with actuators		Yes	See page 3
Electrical characteristics			
Positive opening action			➔
Rating nominal / 250 V~ (A)			6
Thermal current (Ith) (A)			10
Mechanical characteristics			
Maximum operating force (N)			4
Min. Release force (N)			1.5
Minimum positive opening force (N)			18
Max. Allowable overtravel force (N)			200
Rest position max. (mm)			15.7
Operating position (mm)			14.8±0.3
Positive opening position (mm)			13.5
Maximum differential travel (mm)			0.3
Min. overtravel (mm)			1.3
Ambient operating temperature (°C)			-40 → +125
Mechanical life (operations)			10 ⁷
Contact gap (mm)			1.2
Weight (g)			7

- Case: PET GF (UL 94-V0 / GWFI 960 °C / GWIT 775 °C)
- Button: PA66 GF (UL 94-V0 / GWFI 960 °C)
- Contacts: silver alloy
- Terminals: brass (except W2/X: copper nickel), silver plated common
- Levers: stainless steel, polyamide roller

- Degree of protection: IP40 (mechanism)
- Recommended actuating speed: 0.25 mm/s to 0.5 m/s
- Rated insulation voltage Ui: 250 V
- Impulse withstand voltage Uimp: 4 kV

- Conformity / Certifications:

Product adaptations



- › Special levers: special shapes and lengths
- › Lever mounted on position A for higher ratio
- › Special connections: angled, full wiring with custom connector....

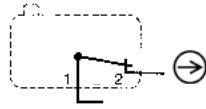
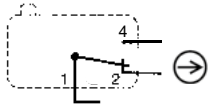
Standard product

Product made to order

● Contact us

Principles

Single break snap-action switch with positive opening action on NC contacts (1-2) according to IEC 60947-5-1 Annex K
 Changeover - SPDT (form C) Normally closed - SPST-NC (form B)



Curves

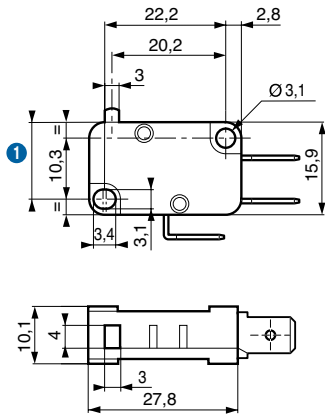
Electrical life

- Resistive load: 250 V~ 6 A: 10⁵ cycles
- Inductive load (IEC 60947-5-1) : AC15: 250 V~ 6 A: 0.3 x 10⁵ cycles
 DC13: 24 V- 20 W L/R = 40 ms: 3 x 10⁵ cycles
 120 V- 20W L/R = 40 ms: 5 x 10⁵ cycles

Dimensions

Product

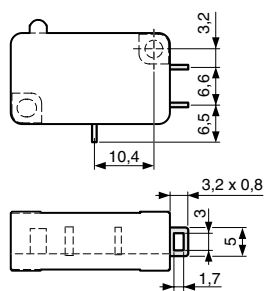
832607



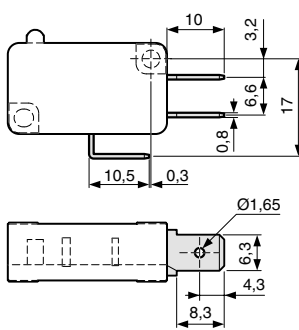
1 Total travel position = 13.2 max.

Connections

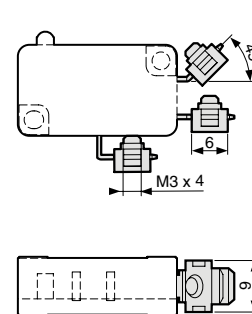
W2 solder



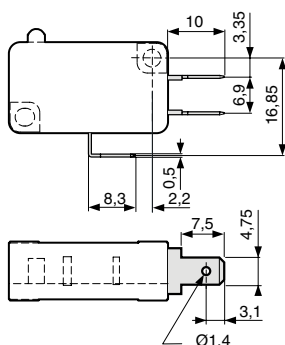
W3 quick-connect 6.3 x 0.8



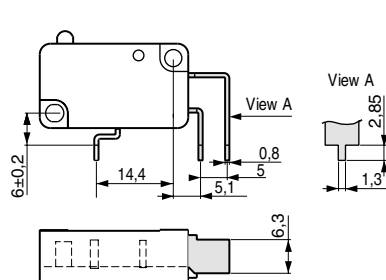
W5 screw with clamp



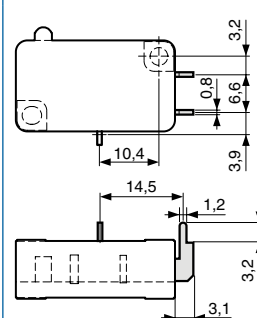
W6 quick-connect 4.8x0.5



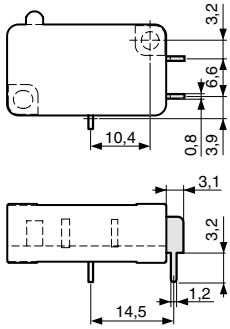
X1 for PCB, straight output



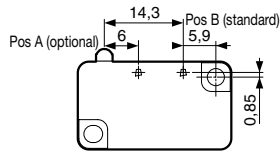
X2 for PCB, rear output



X3 for PCB, front output

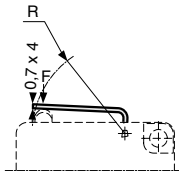


Actuator mounting position

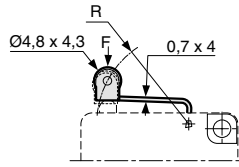


Actuators

260A flat





260E roller



Other shapes and dimensions: consult us

Actuators and mounting accessories

Actuators		Flat 260A R16.8	Roller 260E R16
			
Operating force - max.	N	4	4
Release force - min.	N	1	1
Min. positive opening force	N	18	18
Maximum rest position	mm	16.4	21.5
Operating position	mm	15.5 ±0.3	20.6 ±0.45
Positive opening position	mm	14.2	19.3
Maximum total travel position	mm	14.1	19.2

Levers are assembled in our factories

832607 microswitches with referenced actuators

	Actuators	260A R16.8 Pos B	206E R16 Pos B
832607	I W2	●	83260735
	I W3	●	83260710
	I W5	●	83260764
	I X3	●	83260736
	R W2	●	83260734
	R W3	●	83260711
	R W5	●	●
	R X3	●	83260714

Installation recommendations

See "Basic technical concepts"

How to order

Use the 8 digit part numbers when they are defined

Other cases, precise: Type of microswitch - Function - Connection - Actuator* - Fixing position*

* if needed

Example: 832607 R W2 260A R16.8 B

Standard product

Product made to order

● Contact us

Warning:

The product information contained in this catalogue is given purely as information and does not constitute a representation, warranty or any form of contractual commitment. Crouzet and its subsidiaries reserve the right to modify their products without notice. It is imperative that we should be consulted over any particular use or application of our products and it is the responsibility of the buyer to establish, particularly through all the appropriate tests, that the product is suitable for the use or application. Under no circumstances will our warranty apply, nor shall we be held responsible for any application (such as any modification, addition, deletion, use in conjunction with other electrical or electronic components, circuits or assemblies, or any other unsuitable material or substance) which has not been expressly agreed by us prior to the sale of our products.