

Ø 42 mm 22 to 52 Watts 22 W Part number 82800801



- Usable power : 20 to 50 W
- For high-power drive applications
- Sintered bronze bearings lubricated for life
- Power supply via 2 output leads
- Optional 1 or 2-channel encoder
- Optional EMC filter

Part numbers

	Type	Type	Voltage	References
82800801	22 W	828008	12 V	Without encoder

Specifications

No-load characteristics

Speed of rotation (rpm)	3920
Absorbed power (W)	9,96
Absorbed current (A)	0,83

Nominal characteristics

Speed (rpm)	2670
Torque (mNm)	70
Usable power (W)	20
Absorbed power (W)	37
Absorbed current (A)	3,05
Gearbox case temperature rise (°C)	38
Efficiency (%)	54

General characteristics

Insulation class (conforming to IEC 85)	F (155 °C)
Protection (IEC/EN 60529)	IP20
Max. output power (W)	22
Start torque (mNm)	219
Starting current (A)	9
Resistance (Ω)	1,33
Inductance (mH)	2,67
Torque constant (Nm/A)	0,0268
Electrical time constant (ms)	2
Mechanical time constant (ms)	20
Thermal time constant (mn)	12
Inertia (g.cm ²)	105
Weight (g)	400
Number of segments	8
Service life (h)	3000
Sintered bronze bearings	■
Wires length (mm)	200

Encoder characteristics

Current consumption (mA)	0,5 →15
Output current (mA)	< 20 (25 °C)
Supply (V)	4,5 →35 DC
Ambient temperature (°C)	-25 →+85

Accessories

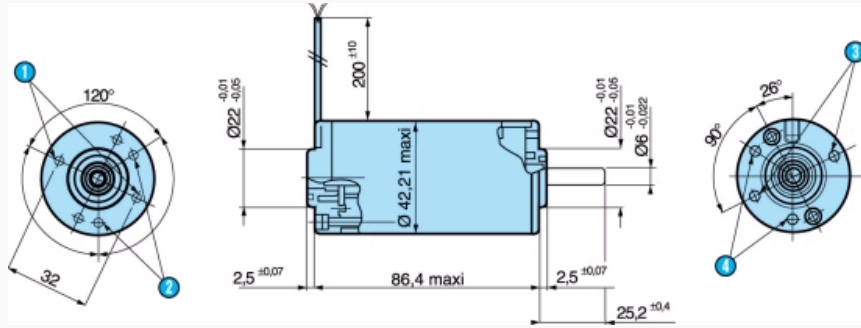
Connection	Code
Pre-assembled female connector, casing 179228-3, tags 179227-1 and leads AWG24 250 mm	79209895

Made to order products, available on request

- Built-in interference suppression
- Other supply voltages
- Shaft lengths at front and/or rear
- Motor 82 850 with 1 or 2 ball bearings
- Other fixing flanges on front and rear
- 200 pulses/rev optical encoder

Dimensions (mm)

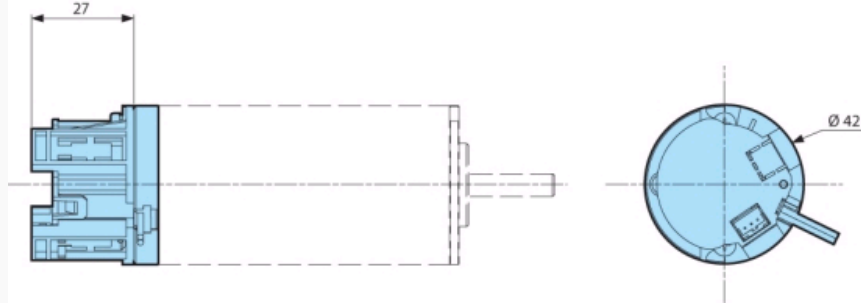
828008 without encoder



N°	Legend
①	2 holes M3 x 0.5 at 180° depth 5 over Ø 32
②	2 holes 2.75 ± 0.05 at 120° depth 5 over Ø 32
③	2 holes M3 x 0.5 at 180° depth 5.5 over Ø 32
④	2 holes M3 x 0.5 at 120° depth 5.5 over Ø 32

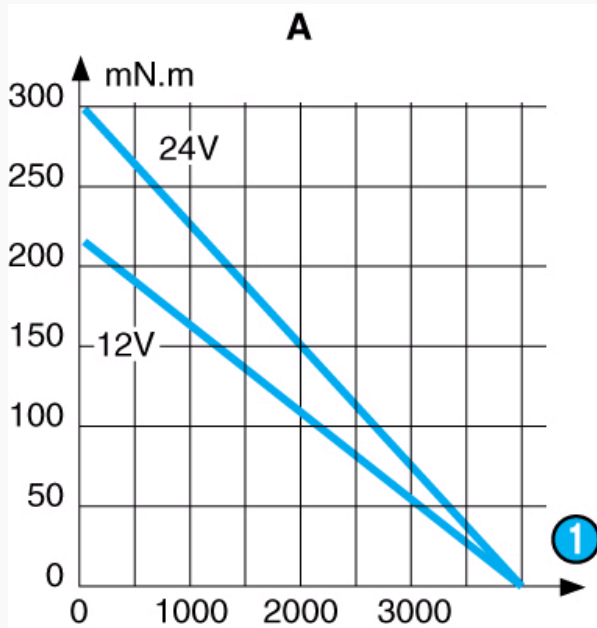
Dimensions (mm)

Encoder on types 828008 - 828500



Curves

828008

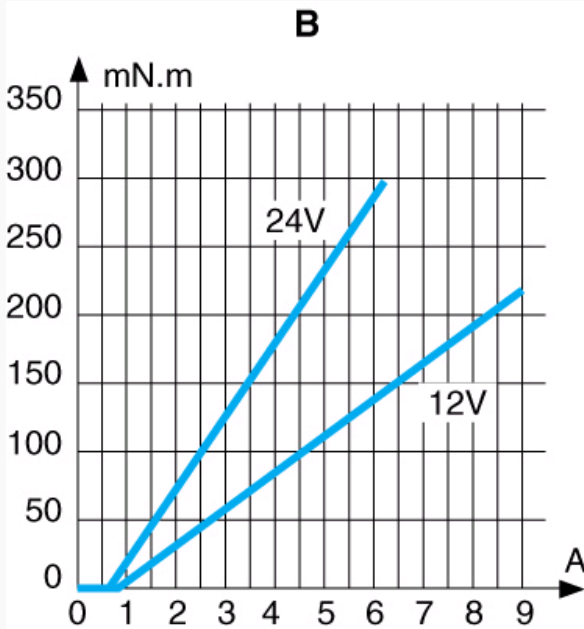


N°	Legend
①	rpm

✖	Torque/speed curve
---	--------------------

Curves

828008



N°	Legend
✖	Torque/current curve

Connections

Encoder

V DC	RD	RL
+ 5 V	190 Ω - 1/4 W	1,5 KΩ - 1/4 W
+ 12 V	560 Ω - 1/2 W	3,9 KΩ - 1/4 W
+ 24 V	1200 Ω - 1 W	8,2 KΩ - 1/4 W
+ 30 V	1500 Ω - 1 W	10 KΩ - 1/4 W

N°	Legend
1	Signal output
2	0 V DC (encoder power ground supply)
3	Emitting diode
4	Power supply V DC

Product adaptations

- Special output shaft
- Pinion on output shaft
- Special supply voltage
- Special cable length
- Special ball bearings
- Optical or Hall effect encoder - 1 or 2 channels - other resolutions
- Special mounting plate
- Customised electronics
- Special connectors
- EMC filter